VMG TECHNICS



PRODUCT CATALOGUE 2026 / 2027

Structural Timber Connectors

ETA-assessed angle brackets, joist hangers and nail plates — manufactured in the EU, ready for your own brand.

ETA assessed | CE marked + DoP | Made in Lithuania, EU | Private label

CERTIFIED CONNECTORS. BUILT FOR INDUSTRIAL SUPPLY.

VMG Technics stamps structural timber connectors in-house in Lithuania — on the Baltic Sea, a short haul from the Nordic, Baltic, Polish and German markets. Every product carries CE marking backed by a European Technical Assessment or a harmonised standard, and can be delivered in our packaging or yours.

50 years
intended working life

A1
reaction to fire class

Z275
275 g/m² zinc coating

2+
AVCP system, Eurofins FPC

Independently assessed

ETA-25/0618 (angle brackets) and ETA-25/0918 (joist hangers) issued by Eurofins Expert Services, Finland. Declarations of Performance in EN, LT and PL.

Engineer-ready data

Characteristic load-carrying capacities, fastener counts and installation rules in this catalogue — your customers can design with it from day one.

Your brand, our factory

Private label and OEM: your logo, EAN/GS1 codes, labels, boxes and pallet configuration.

Lower supply risk

A second, EU-based source next to your current supplier — same standards, same sizes, shorter lead path.

Designed for: Building material distributors · Timber frame manufacturers · Roof truss producers · CLT & glulam manufacturers · DIY & retail chains · Construction companies

The range at a glance



Reinforced angle brackets — Page 3
9 items · ETA-25/0618



Angle brackets — Page 4
9 items · ETA-25/0618



135° angle brackets — Page 5
3 items · ETA-25/0618



Flat connector plates — Page 5
6 items · EN 14545



Joist hangers — Page 6–7
6 items · ETA-25/0918 + 21 NEW sizes



Roof anchors with plate — Page 8
M12 & M16 · 300–1000 mm

Reinforced Angle Brackets

ETA-25/0618 · CE

A pressed reinforcement rib multiplies the compression capacity (up to 42.3 kN vs 9.0 kN for a plain bracket of the same size). The choice for heavy post, beam and wall-plate connections, timber-to-timber or timber-to-concrete.

- Up to 4.7× higher compression capacity than plain brackets
- Ø11 / Ø8.5 holes for bolts and concrete anchors on flange B
- Powder-coated RAL 7016 / 8017 / 9005 versions for visible joints

Product code	EAN (unit)	Size A×B×W×t (mm)	Finish	Nails flange B	R_k compr. (kN)	R_k tension (kN)	Pcs / box Pcs / pallet
A267055RAB020	4772262000499	70×70×55×2.0	Galvanised Z275	6	**13.8**	**3.26**	35 7 840
A269065RAB020	4772262000512	90×90×65×2.0	Galvanised Z275	10	**20.8**	**4.90**	50 4 200
A269065RAB025	4772262000536	90×90×65×2.5	Galvanised Z275	10	**21.9**	**4.90**	50 4 200
A269065RAB225AG	4772262000550	90×90×65×2.5	Anthracite Grey RAL 7016	10	**21.9**	**4.90**	50 4 200
A269065RAB225CB	4772262000574	90×90×65×2.5	Chocolate Brown RAL 8017	10	**21.9**	**4.90**	50 4 200
A269065RAB225JB	4772262000598	90×90×65×2.5	Jet Black RAL 9005	10	**21.9**	**4.90**	50 4 200
A2610590RAB020	4772262000611	105×105×90×2.0	Galvanised Z275	14	**39.0**	**8.16**	30 3 150
A2610590RAB025	4772262000635	105×105×90×2.5	Galvanised Z275	14	**40.6**	**8.16**	30 2 520
A2610590RAB030	4772262000659	105×105×90×3.0	Galvanised Z275	14	**42.3**	**8.16**	25 2 100

Characteristic values R_k per ETA-25/0618, Annex 2. Compression $R_{B,z,c,k}$: sawn timber C24. Tension $R_{B,z,t,k}$: anchor nails 4.0×50 in all holes. Design value $R_d = k_{mod} \cdot R_k / \gamma_M$. Shear capacity $R_{A,k} = n_A \cdot F_{v,Rk}$ for the chosen fastener — calculation support on request.





Angle Brackets

ETA-25/0618 · CE

General-purpose structural angle brackets for timber framing, floor and wall connections. Dense hole pattern for nails or screws, plus anchor holes for fixing to concrete or steel.

- Three heights, three steel thicknesses (2.0 / 2.5 / 3.0 mm)
- 70 mm bracket also in three powder-coated colours
- Same footprint as the reinforced range — easy upgrade

Product code	EAN (unit)	Size A×B×W×t (mm)	Finish	Nails flange B	R_k compr. (kN)	R_k tension (kN)	Pcs / box Pcs / pallet
A267055AB020	4772262000239	70×70×55×2.0	Galvanised Z275	6	**3.54**	**1.45**	50 8 000
A267055AB220AG	4772262000253	70×70×55×2.0	Anthracite Grey RAL 7016	6	**3.54**	**1.45**	50 6 400
A267055AB220CB	4772262000277	70×70×55×2.0	Chocolate Brown RAL 8017	6	**3.54**	**1.45**	50 6 400
A267055AB220JB	4772262000291	70×70×55×2.0	Jet Black RAL 9005	6	**3.54**	**1.45**	50 6 400
A269065AB020	4772262000314	90×90×65×2.0	Galvanised Z275	10	**4.29**	**1.77**	50 5 600
A269065AB025	4772262000338	90×90×65×2.5	Galvanised Z275	10	**5.42**	**2.23**	50 4 200
A2610590AB020	4772262000819	105×105×90×2.0	Galvanised Z275	14	**5.90**	**2.34**	30 3 150
A2610590AB025	4772262000376	105×105×90×2.5	Galvanised Z275	14	**7.47**	**3.37**	30 2 520
A2610590AB030	4772262000802	105×105×90×3.0	Galvanised Z275	14	**9.00**	**3.70**	25 2 100

Characteristic values R_k per ETA-25/0618, Annex 2. Compression $R_{B,z,c,k}$: sawn timber C24. Tension $R_{B,z,t,k}$: anchor nails 4.0×50 in all holes. Design value $R_d = k_{mod} \cdot R_k / \gamma_M$. Shear capacity $R_{A,k} = n_A \cdot F_{v,Rk}$ for the chosen fastener — calculation support on request.



135° Angle Brackets

ETA-25/0618 · CE

Obtuse-angle brackets for rafters, purlins and angled timber joints. Loaded in shear parallel to the bend.

Product code	EAN (unit)	Size A×B×W×t (mm)	Nails flange B	Load direction	Pcs / box Pcs / pallet
A267055AB320	4772262000840	70×70×55×2.0 · 135°	6	Shear ∥ bend (ETA calc.)	50 8 400
A269065AB320	4772262000864	90×90×65×2.0 · 135°	10	Shear ∥ bend (ETA calc.)	50 5 600
A269065AB325	4772262000888	90×90×65×2.5 · 135°	10	Shear ∥ bend (ETA calc.)	50 4 200





Flat Connector Plates

EN 14545 · CE · FPC 0809-CPR-26001731

Perforated nail plates for splicing and tension joints in trusses, beams and wall panels. Steel $f_y \geq 250$ N/mm², elongation $A_{80} \geq 19$ %.

Product code	EAN (unit)	Size L×W×t (mm)	Finish	Pcs / box Pcs / pallet
A2613655FC020	4772262000116	136×55×2.0	DX51D / S250GD + Z275	50 8 400
A2617565FC020	4772262000130	175×65×2.0	DX51D / S250GD + Z275	50 5 600
A2617565FC025	4772262000154	175×65×2.5	DX51D / S250GD + Z275	50 4 200
A2620090FC020	4772262000178	200×90×2.0	DX51D / S250GD + Z275	30 3 150
A2620090FC025	4772262000192	200×90×2.5	DX51D / S250GD + Z275	30 2 520
A2620090FC030	4772262000215	200×90×3.0	DX51D / S250GD + Z275	25 2 100





Joist Hangers

ETA-25/0918 · CE

External-flange joist hangers for floor joists, trimmers and roof purlins. Fix to timber, glulam, LVL or CLT with anchor nails or screws, or to concrete with Ø10.9–12 mm anchors.

- Full nailing: 10–14 nails into the joist, 16–22 into the header
- 12 mm holes for concrete fixing
- Flange width 60 mm, steel 2.0 mm DX51D/S250GD + Z275

Product code	EAN (unit)	Size B×H×t (mm)	Joist width (mm)	Joist depth* (mm)	Nails joist / header	Concrete anchors	Pcs / box Pcs / pallet
A2645138JH020	4772262000673	45×138×2.0	**42–45**	138–207	**10 / 16**	2	40 1 920
A2645168JH020	4772262000697	45×168×2.0	**42–45**	168–252	**12 / 18**	4	30 1 440
A2645198JH020	4772262000710	45×198×2.0	**42–45**	198–297	**14 / 22**	4	30 1 440
A2651135JH020	4772262000734	51×135×2.0	**48–51**	135–202	**10 / 16**	2	40 1 920
A2651164JH020	4772262000758	51×164×2.0	**48–51**	164–246	**12 / 18**	4	30 1 440
A2651195JH020	4772262000772	51×195×2.0	**48–51**	195–292	**14 / 22**	4	30 1 440

* Joist depth ≥ H; ETA simplified design method valid for H … 1.5 H. Joist width max 3 mm less than B; gap between joist end and header max 3 mm. Vertical resistance $R_{0,k} = n_T \cdot F_{T,v,Rk}$ (ETA-25/0918, Annex 2) — design tables for your nail or screw on request.







NEW 2026

New joist hanger sizes

21 new sizes — widths 48 to 120 mm, heights 120 to 190 mm — for Nordic 48 mm timber, 60–80 mm joists and 90–120 mm glulam. Same 2.0 mm Z275 steel and 60 mm flanges as the certified range. ETA expected Q1 2027.



45 | 48 | 51 | 60 | 70 | 73 | 76 | 80 | 90 | 100 | 115 | 120

New sizes ETA-certified range

Product code	Size B×H×t (mm)	Joist width (mm)	Joist depth* (mm)	EAN (unit)	Weight (kg/pc)	Pcs/box / pallet	Availability
A2648136JH020	48×136×2.0	**45–48**	136–204	4772262000925	0.28	TBC	**Packing TBC**
A2648166JH020	48×166×2.0	**45–48**	166–249	4772262000932	0.33	30 / 1 440	**Packed & ready**
A2660130JH020	60×130×2.0	**57–60**	130–195	4772262000949	0.28	TBC	**Packing TBC**
A2660160JH020	60×160×2.0	**57–60**	160–240	4772262000956	0.33	30 / 1 440	**Packed & ready**
A2660190JH020	60×190×2.0	**57–60**	190–285	4772262000963	0.39	TBC	**Packing TBC**
A2670125JH020	70×125×2.0	**67–70**	125–187	4772262000970	0.28	TBC	**Packing TBC**
A2670155JH020	70×155×2.0	**67–70**	155–232	4772262000987	0.33	30 / 1 440	**Packed & ready**
A2673124JH020	73×124×2.0	**70–73**	124–186	4772262000994	0.28	TBC	**Packing TBC**
A2673154JH020	73×154×2.0	**70–73**	154–231	4772262001007	0.33	30 / 1 440	**Packed & ready**
A2673184JH020	73×184×2.0	**70–73**	184–276	4772262001014	0.39	TBC	**Packing TBC**
A2676122JH020	76×122×2.0	**73–76**	122–183	4772262001021	0.28	TBC	**Packing TBC**
A2676152JH020	76×152×2.0	**73–76**	152–228	4772262001038	0.33	30 / 1 440	**Packed & ready**
A2676182JH020	76×182×2.0	**73–76**	182–273	4772262001045	0.39	TBC	**Packing TBC**
A2680120JH020	80×120×2.0	**77–80**	120–180	4772262001052	0.28	TBC	**Packing TBC**
A2680150JH020	80×150×2.0	**77–80**	150–225	4772262001069	0.33	30 / 1 440	**Packed & ready**
A2680180JH020	80×180×2.0	**77–80**	180–270	4772262001076	0.39	TBC	**Packing TBC**
A2690145JH020	90×145×2.0	**87–90**	145–217	4772262001083	0.33	30 / 1 440	**Packed & ready**
A26100140JH020	100×140×2.0	**97–100**	140–210	4772262001090	0.33	30 / 1 440	**Packed & ready**
A26100170JH020	100×170×2.0	**97–100**	170–255	4772262001106	0.39	TBC	**Packing TBC**
A26115163JH020	115×163×2.0	**112–115**	163–244	4772262001113	0.39	TBC	**Packing TBC**
A26120160JH020	120×160×2.0	**117–120**	160–240	4772262001120	0.39	TBC	**Packing TBC**

All sizes can be ordered now. Carton 588×388×68 mm, 48 cartons per EUR pallet. Packing TBC: box quantity and box GTIN are being finalised and will be confirmed with your order. Load-carrying capacities will be published with the ETA (expected Q1 2027).

One supplier for standard and non-standard widths

Fewer special orders and fewer mixed-supplier pallets

Sizes many competitors only offer at a premium

Roof Anchors with Plate

ZN · M12 & M16 · nut + washer

Zinc-plated anchors with welded T-plate, supplied with nut and washer — cast into concrete to anchor roof structures, sill plates and posts. Lengths 300–1000 mm; other lengths and diameters made to order.

Length (mm)	M12 ZN	Weight (kg/pc)	M16 ZN	Weight (kg/pc)	Pack
300	**A26ANK-M12300**	0.32	**A26ANK-M16300**	0.56	10
400	**A26ANK-M12400**	0.38	**A26ANK-M16400**	0.69	10
500	**A26ANK-M12500**	0.44	**A26ANK-M16500**	0.82	10
600	**A26ANK-M12600**	0.50	**A26ANK-M16600**	0.95	10
700	**A26ANK-M12700**	0.56	**A26ANK-M16700**	1.09	10
800	**A26ANK-M12800**	0.62	**A26ANK-M16800**	1.22	10
900	**A26ANK-M12900**	0.69	**A26ANK-M16900**	1.35	10
1000	**A26ANK-M121000**	0.75	**A26ANK-M161000**	1.48	10



More than a catalogue

Private label

Your brand on the product label, box and pallet. EAN/GS1 coding included.

OEM & custom connectors

Special sizes, hole patterns and coatings built to your drawing.

Custom metal stamping

Schuller 400 press line, sheet 0.3–4 mm, parts up to 1 m long, in-house robotic welding.

Flexible logistics

Custom box quantities and pallet configurations for your warehouse.

Packed for distribution

Cardboard boxes, every unit and box carries a GS1 barcode. EUR pallets up to 1000 kg. Private label boxes and labels on request.



Angle brackets



Flat plates



Joist hangers



Anchors · 10 pcs



Anchors · crate

Technical data & installation

EN 1995-1-1 · EAD 130186-00-0603 · EN 14545

Material

- Pre-galvanised steel DX51D+Z275 / S250GD+Z275, EN 10346
- Yield strength ≥ 250 N/mm², tensile strength ≥ 330 N/mm², elongation A_{80} ≥ 19 %
- Zinc coating ≥ 275 g/m²; optional polyester powder coating (AG, CB, JB)
- Thickness tolerance: 2.0 +0.15 / 2.5 +0.17 / 3.0 +0.20 mm

Fasteners — timber

- Anchor nails Ø4.0 mm, profiled length ≥ 24 mm (EN 14592)
- Anchor screws Ø4.5–5.0 mm, core ≥ 3.0 mm, thread length ≥ 6d
- No pre-drilling; fasteners perpendicular to the grain
- Service class 2: fasteners Fe/Zn 12c or hot-dip galvanised ≥ 39 µm

Fasteners — concrete / steel

- Angle brackets: CE-marked bolts or anchors Ø8 / Ø10 through Ø8.5 / Ø11 holes
- Joist hangers: anchors Ø10.9–12 mm through Ø12 holes
- Concrete screws ETA-assessed to EAD 330232-00-0601 or 330499-01-0601

Timber & use

- Strength-graded timber EN 14081-1, glulam EN 14080, LVL EN 14374, plywood, CLT
- Characteristic density $\rho_k \leq 500$ kg/m³
- Service classes 1 and 2 (EN 1995-1-1)
- Intended working life 50 years · reaction to fire A1

Documents available on request

- ETA-25/0618 Angle Brackets
- ETA-25/0918 Joist Hangers
- Declarations of Performance (EN / LT / PL)
- FPC certificate 0809-CPR-26001731
- Test reports & control plan

Technical data from ETA-25/0618 (30.06.2026), ETA-25/0918 (27.10.2025) and DoP VMGT-003. Values are characteristic; structural design per EN 1995-1-1 and national annex is the responsibility of the designer. Specifications may change without notice.



VMG TECHNICS

Start in three steps

1

Send us your SKU list

We match your current items to VMGT equivalents and quote within days.

2

Test the samples

Free samples with the full ETA / DoP documentation package.

3

Place a trial order

Standard VMGT packaging or your private label from the first order.



CONTACT

MANTAS JANKAUSKAS

Head of Sales — Stamped Metal Parts & Wood Connectors

+370 611 87596 · mantas.jankauskas@vmgt.lt

VMG Technics, UAB

Pramonės st. 14, Dirvupiai

LT-92498 Klaipėda district, Lithuania

www.vmg-technics.eu

Part of VMG Group